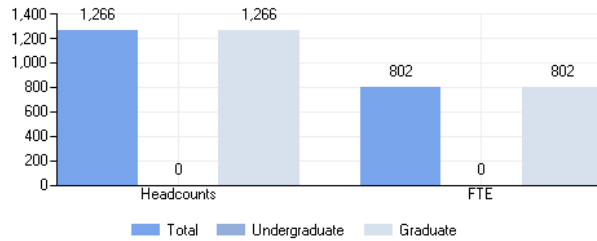


**Maryland University of Integrative Health Student Demographics**  
**Integrated Postsecondary Education Data System (IPEDS)**  
<https://nces.ed.gov/ipeds/datacenter/institutionprofile.aspx?unitId=164085>

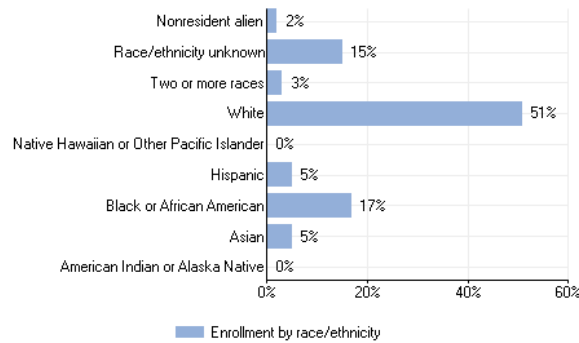
**Unduplicated 12-month headcount and total FTE, by student level: 2020-21**



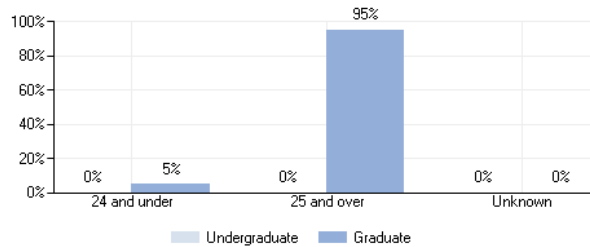
**Enrollment by gender, student level, and full- and part-time status: Fall 2021**

	Total	Men	Women
All students	807	69	738
Graduate	807	69	738
Full-time students	106	10	96
Graduate	106	10	96
Part-time students	701	59	642
Graduate	701	59	642

**Percent of all students enrolled, by race/ethnicity: Fall 2021**



**Percent of all students enrolled, by age: Fall 2021**



**Enrollment by distance education: Fall 2021**

